

Sinterklaas Dobbelspel

Hoe werkt het spel:

Print alle vellen uit. Prik, snij of knip de ramen open op de rode stippellijn.












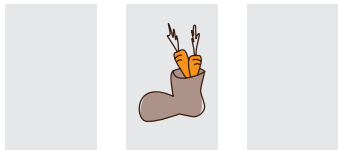


Leg pagina 2 erachter en knip de losse kaartjes van pagina 3 uit. Gooi om beurten met een dobbelsteen en sla het raam open achter het nummer dat je hebt gegooid. Zit er een plaatje achter, dan mag je dat kaartje pakken.

Als de stapel kaartjes op is, wint degene met de meeste kaartjes. Veel plezier!






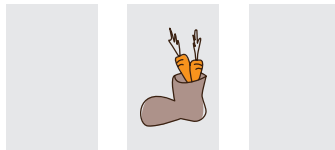


Deze pagina leg je achter
de pagina met de huisjes.

(variant I)
















Deze pagina leg je achter
de pagina met de huisjes.

(variant 2)



Deze pagina leg je achter
de pagina met de huisjes.

(variant 3)



Knp de plaatjes uit en leg ze op een stapel tje naast het spel.

